



## Marples®

At the heart of quality craftsmanship lies the rich heritage of Marples® woodworking tools. Originating in 1828 in Sheffield, England, the Marples® brand has consistently stood for superior performance and ultimate precision in fine woodworking.

Marples® is traditionally famous for chisels and synonymous with high-quality woodworking tools. The new range of Circular Saw Blades made in Udine, Italy uses best-in-class manufacturing capabilities and processes giving a range fitting of the Marples® brand.



The WeldTec platform combines various attributes to deliver long lasting performance.

WeldTec on Circular Saw Blades is the welding of teeth to the blade as opposed to the traditional brazing teeth. This is ideal for handheld corded and cordless blades as the weld provides a strong bond in case of unexpected nail strikes or foreign objects embedded in wood.



HAND-HELD

STATIONARY

CORDLESS

CORDED

MITRE

TABLE







# IRWIN® MARPLES®

### 1. LIFE, DURABILITY, SHARPNESS

Carbide is larger and tougher than standard carbide for 3x longer life resharpenable



[1]

### 2. ACCURACY, CLEAN CUT

Laser cut blade body for straighter, cleaner cuts

### 3. ACCURACY, CLEAN CUT

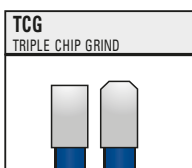
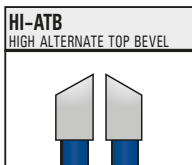
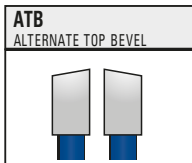
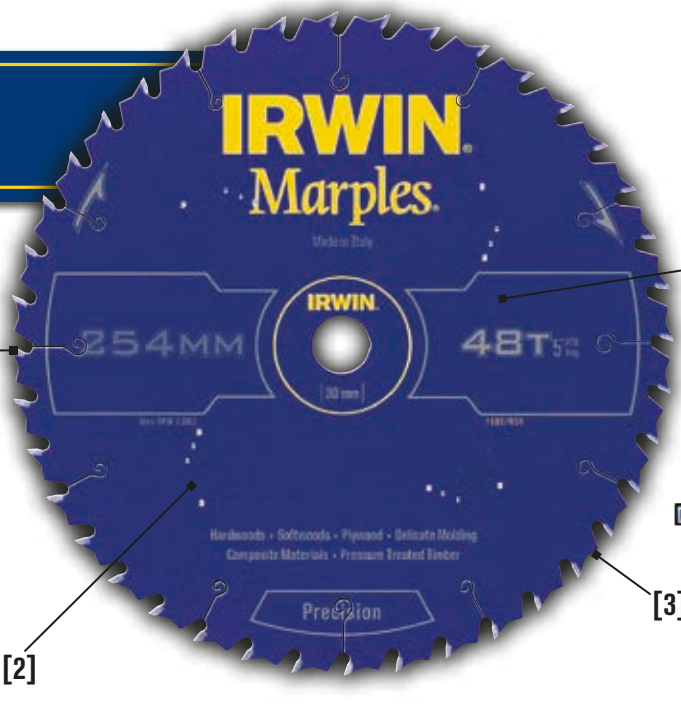
Precision Tensioning for Greater Accuracy

### 4. SMOOTH FEEL, NO BINDING, COATING

Special coating with aluminum flakes helps to dissipate heat for smooth, cool cuts



[2]



Item No.	Product Description	Category	Category	Diameter	Tooth Count	Arbor/Bore	Kerf Thickness	Tooth Config.	LP Ex VAT \$ / Item	RRP Inc VAT \$ / Item	DISC CODE
1897453	HPP 216mm/24T	Stationary	Mitre	216	24	30	2.5	ATB/N	63.20	75.84	PTA B
1897454	HPP 216mm/48T	Stationary	Mitre	216	48	30	2.5	ATB/N	81.25	97.50	
1897455	HPP 216mm/60T	Stationary	Mitre	216	60	30	2.5	ATB/N	89.29	107.15	
1897456	HPP 250mm/48T	Stationary	Mitre	250	48	30	2.5	ATB/N	87.44	104.93	
1897457	HPP 250mm/60T	Stationary	Mitre	250	60	30	2.5	ATB/N	100.46	120.55	
1897458	HPP 250mm/80T	Stationary	Mitre	250	80	30	2.5	HI-ATB/N	122.79	147.35	
1897459	HPP 254mm/48T	Stationary	Mitre	254	48	30	2.5	ATB/N	90.06	108.07	
1897460	HPP 254mm/60T	Stationary	Mitre	254	60	30	2.5	ATB/N	103.47	124.16	
1897461	HPP 254mm/80T	Stationary	Mitre	254	80	30	2.5	HI-ATB/N	127.69	153.23	
1897462	HPP 260mm/48T	Stationary	Mitre	260	48	30	2.5	ATB/N	92.76	111.31	
1897463	HPP 260mm/60T	Stationary	Mitre	260	60	30	2.5	ATB/N	106.57	127.88	
1897464	HPP 260mm/80T	Stationary	Mitre	260	80	30	2.5	HI-ATB/N	131.51	157.81	
1897465	HPP 305mm/48T	Stationary	Mitre	305	48	30	2.5	ATB/N	94.25	113.10	
1897466	HPP 305mm/60T	Stationary	Mitre	305	60	30	2.5	ATB/N	109.13	130.96	
1897467	HPP 305mm/96T	Stationary	Mitre	305	96	30	2.5	HI-ATB/N	141.39	169.67	
1897474	HPP 250mm/24T	Stationary	Table & Mitre	250	24	30	3.2	ATB	74.39	89.27	
1897475	HPP 250mm/40T	Stationary	Table & Mitre	250	40	30	3.2	ATB	87.34	104.81	
1897476	HPP 250mm/60T	Stationary	Table & Mitre	250	60	30	3.2	ATB	107.23	128.68	
1897477	HPP 250mm/80T	Stationary	Table & Mitre	250	80	30	3.2	ATB	129.52	155.42	
1897478	HPP 300mm/24T	Stationary	Table & Mitre	300	24	30	3.2	ATB	85.57	102.68	
1897479	HPP 300mm/48T	Stationary	Table & Mitre	300	48	30	3.2	ATB	105.69	126.83	
1897480	HPP 300mm/60T	Stationary	Table & Mitre	300	60	30	3.2	ATB	118.36	142.03	
1897468	HPP 216mm/84T	Multi	Multi	216	84	30	2.5	TCG/N	117.20	140.64	
1897469	HPP 250mm/84T	Multi	Multi	250	84	30	2.5	TCG/N	122.79	147.35	
1897470	HPP 254mm/84T	Multi	Multi	254	84	30	2.5	TCG/N	126.46	151.75	
1897471	HPP 260mm/84T	Multi	Multi	260	84	30	2.5	TCG/N	130.25	156.30	
1897472	HPP 300mm/96T	Multi	Multi	300	96	30	3.2	TCG	159.64	191.57	
1897473	HPP 305mm/100T	Multi	Multi	305	100	30	2.5	TCG/N	160.00	192.00	


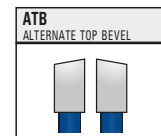
# Stationary, Table & Mitre

## CONSTRUCTION

Item No.	Product Description	Category	Category	Diameter	Tooth Count	Arbor/Bore	Kerf Thickness	Tooth Config.	LP Ex VAT £ / Item	RRP Inc VAT £ / Item	DISC. CODE
1897395	Construction 216mm/24T M	Stationary	Mitre	216	24	30	2	ATB	45.01	54.01	PTA B
1897396	Construction 216mm/48T M	Stationary	Mitre	216	48	30	2	ATB	55.24	66.29	
1897397	Construction 216mm/60T M	Stationary	Mitre	216	60	30	2	ATB	65.48	78.58	
1897398	Construction 250mm/48T M	Stationary	Mitre	250	48	30	2.8	ATB	67.52	81.02	
1897426	Construction 250mm/60T M	Stationary	Mitre	250	60	30	2.8	ATB	75.71	90.85	
1897427	Construction 250mm/80T M	Stationary	Mitre	250	80	30	2.8	ATB	87.99	105.59	
1897428	Construction 254mm/48T M	Stationary	Mitre	254	48	30	2.8	ATB	69.54	83.45	
1897429	Construction 254mm/60T M	Stationary	Mitre	254	60	30	2.8	ATB	77.97	93.56	
1897430	Construction 254mm/80T M	Stationary	Mitre	254	80	30	2.8	ATB	90.63	108.76	
1897431	Construction 260mm/48T M	Stationary	Mitre	260	48	30	2.8	ATB	71.62	85.94	
1897432	Construction 260mm/60T M	Stationary	Mitre	260	60	30	2.8	ATB	79.80	95.76	
1897433	Construction 260mm/80T M	Stationary	Mitre	260	80	30	2.8	ATB	92.08	110.50	
1897434	Construction 305mm/48T M	Stationary	Mitre	305	48	30	3.2	ATB	73.56	88.27	
1897435	Construction 305mm/60T M	Stationary	Mitre	305	60	30	3.2	ATB	81.53	97.84	
1897436	Construction 305mm/96T M	Stationary	Mitre	305	96	30	3.2	ATB	115.37	138.44	
1897448	Construction 250mm/24T	Stationary	Table & Mitre	250	24	30	3.2	ATB	53.94	64.73	
1897449	Construction 250mm/40T	Stationary	Table & Mitre	250	40	30	3.2	ATB	65.11	78.13	
1897450	Construction 250mm/60T	Stationary	Table & Mitre	250	60	30	3.2	ATB	76.27	91.52	
1897451	Construction 300mm/48T	Stationary	Table & Mitre	300	48	30	3.2	ATB	82.84	99.41	
1897452	Construction 300mm/60T	Stationary	Table & Mitre	300	60	30	3.2	ATB	92.61	111.13	
1897437	MM CSB 160mm/48T	Stationary	Multi	160	48	20	2.4	TCG	53.47	64.16	
1897438	MM CSB 165mm/48T	Stationary	Multi	165	48	30	2.4	TCG	55.24	66.29	
1897439	MM CSB 184mm/48T	Stationary	Multi	184	48	30	2.4	TCG	59.34	71.21	
1897440	MM CSB 190mm/48T	Stationary	Multi	190	48	30	2.4	TCG	63.39	76.07	
1897441	MM CSB 210mm/84T	Stationary	Multi	210	60	30	2.5	TCG	81.84	98.21	
1897442	MM CSB 216mm/84T	Stationary	Multi	216	84	30	2.5	TCG	87.99	105.59	
1897443	MM CSB 250mm/84T	Stationary	Multi	250	84	30	2.5	TCG	94.13	112.96	
1897444	MM CSB 254mm/84T	Stationary	Multi	254	84	30	2.6	TCG	96.94	116.33	
1897445	MM CSB 260mm/84T	Stationary	Multi	260	84	30	2.6	TCG	99.85	119.82	
1897446	MM CSB 300mm/96T	Stationary	Multi	300	96	30	3.2	TCG	122.65	147.18	
1897447	MM CSB 305mm/84T	Stationary	Multi	305	84	30	2.6	TCG	119.81	143.77	



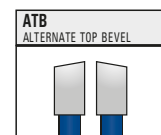
Expansion slots to dissipate heat and prevent warping  
**Construction grade tungsten carbide tips** retain their edge longer and are resharpenable  
**Fully hardened plate**  
**Alternate top bevel tooth grind (ATB)** for cross cutting and ripping in all woods  
**Corrosion-resistant coating** for longer, quality performance



Item No.	Product Description	Category	Category	Diameter	Tooth Count	Arbor/Bore	Kerf Thickness	Tooth Config.	LP Ex VAT £ / Item	RRP Inc VAT £ / Item	DISC. CODE
1897209	CSB 216mm/24T M	Stationary	Table & Mitre	216	48	30	2.5	ATB	43.36	52.03	PTA B
1897210	CSB 250mm/24T	Stationary	Table & Mitre	250	24	30	3.0	ATB	37.79	45.35	
1897211	CSB 250mm/40T	Stationary	Table & Mitre	250	40	30	3.0	ATB	48.48	58.18	
1907700	CSB 250mm/60T	Stationary	Table & Mitre	250	60	30	3	ATB	59.41	71.29	
1897212	CSB 300mm/48T	Stationary	Table & Mitre	300	48	30	3.2	ATB	63.73	76.48	
1897213	CSB 300mm/60T	Stationary	Table & Mitre	300	60	30	3.2	ATB	71.23	85.48	
1897214	CSB 315mm/40T	Stationary	Table & Mitre	315	40	30	3.2	ATB	61.04	73.25	
1897215	CSB 350mm/40T	Stationary	Table & Mitre	350	40	30	3.5	ATB	81.21	97.45	
1897346	CSB 350mm/84T	Stationary	Table & Mitre	350	84	30	3.5	ATB	108.36	130.03	
1897347	CSB 400mm/40T	Stationary	Table & Mitre	400	40	30	3.8	ATB	86.17	103.40	
1897348	CSB 400mm/60T	Stationary	Table & Mitre	400	60	30	3.8	ATB	93.57	112.28	



Expansion slots to dissipate heat and prevent warping  
**Construction grade tungsten carbide tips** retain their edge longer and are resharpenable  
**Fully hardened plate**  
**Alternate top bevel tooth grind (ATB)** for cross cutting and ripping in all woods  
**Corrosion-resistant coating** for longer, quality performance



CIRCULAR SAW BLADES



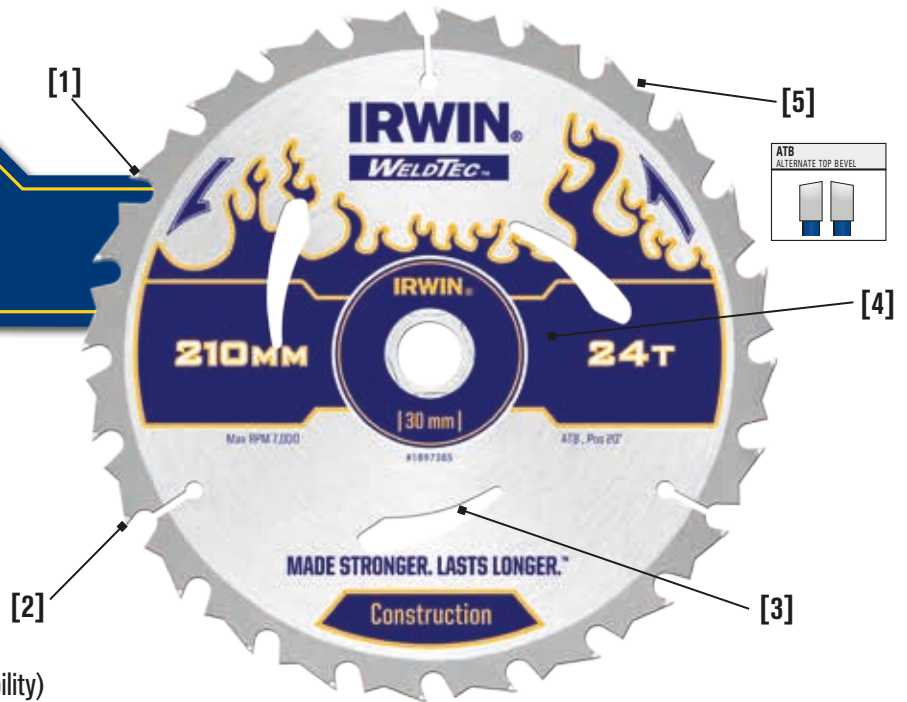


# WeldTec for Hand Held Corded & Cordless

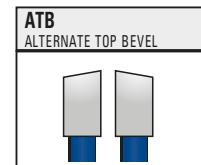
WITH **WELDTEC™**

## IRWIN® WELDTEC

- 1. WELDED CARBIDE TEETH**  
30% Stronger tooth bond and for 50% longer life
- 2. ULTRA-COMPACT CARBIDE**  
70% Tougher than standard carbide for superior sharpness and cut quality
- 3. INNOVATIVE HEAT VENTS**
- 4. FULLY HARDENED PLATE**  
Runs truer longer with more accuracy (Life and Durability)
- 5. ALTERNATE TOP BEVEL**  
Tooth grind (ATB) for cross cutting and ripping in all woods



Item No.	Product Description	Category	Category	Diameter	Tooth Count	Arbor/Bore	Reductions	Kerf Thickness	Tooth Config.	LP Ex VAT £ / Item	RRP Inc VAT £ / Item	DISC CODE
1897349	WELDTEC 150mm/24T	Handheld	Corded	150	24	20	16	2.4	ATB	29.93	35.92	PTA B
1897350	WELDTEC 150mm/40T	Handheld	Corded	150	40	20	16	2.4	ATB	36.36	43.63	
1897361	WELDTEC 160mm/18T	Handheld	Corded	160	18	20	16	2.4	ATB	27.80	33.36	
1897362	WELDTEC 160mm/24T	Handheld	Corded	160	24	20	16	2.4	ATB	32.07	38.48	
1897363	WELDTEC 160mm/40T	Handheld	Corded	160	40	20	16	2.4	ATB	38.49	46.19	
1897364	WELDTEC 165mm/18T	Handheld	Corded	165	18	30	20	2.4	ATB	32.07	38.48	
1897365	WELDTEC 165mm/24T	Handheld	Corded	165	24	30	20	2.4	ATB	36.36	43.63	
1897366	WELDTEC 165mm/40T	Handheld	Corded	165	40	30	20	2.4	ATB	42.78	51.34	
1897368	WELDTEC 184mm/24T AR30	Handheld	Corded	184	24	30	20	2.4	ATB	32.70	39.24	
1897369	WELDTEC 184mm/24T AR16	Handheld	Corded	184	24	16	NO	2.4	ATB	31.58	37.90	
1897370	WELDTEC 184mm/40T AR30	Handheld	Corded	184	40	30	20	2.4	ATB	42.16	50.59	
1897381	WELDTEC 184mm/40T AR16	Handheld	Corded	184	40	16	NO	2.4	ATB	42.16	50.59	
1897382	WELDTEC 190mm/18T	Handheld	Corded	190	18	30	20	2.4	ATB	36.05	43.26	
1897383	WELDTEC 190mm/24T	Handheld	Corded	190	24	30	20	2.4	ATB	36.29	43.55	
1897384	WELDTEC 190mm/40T	Handheld	Corded	190	40	30	20	2.4	ATB	44.95	53.94	
1897385	WELDTEC 210mm/24T	Handheld	Corded	210	24	30	20	2.4	ATB	47.05	56.46	
1897386	WELDTEC 210mm/40T	Handheld	Corded	210	40	30	20	2.4	ATB	53.47	64.16	
1897387	WELDTEC 235mm/20T	Handheld	Corded	235	20	30	20	2.4	ATB	49.41	59.29	
1897388	WELDTEC 235mm/40T	Handheld	Corded	235	40	30	20	2.4	ATB	55.97	67.16	
1897389	WELDTEC 235mm/60T	Handheld	Corded	235	60	30	20	2.4	ATB	69.86	83.83	
1897390	WELDTEC 136mm/18T	Handheld	Cordless	136	18	10	NO	1.8	ATB	18.29	21.95	
1897391	WELDTEC 136mm/24T	Handheld	Cordless	136	24	10	NO	1.8	ATB	20.36	24.43	
1897392	WELDTEC 165mm/18T	Handheld	Cordless	165	18	20	16	1.8	ATB	18.89	22.67	
1897393	WELDTEC 165mm/24T	Handheld	Cordless	165	24	20	16	1.8	ATB	22.65	27.18	
1897394	WELDTEC 165mm/40T	Handheld	Cordless	165	40	20	16	1.8	ATB	33.41	40.09	



CIRCULAR SAW BLADES

## HAND HELD CONSTRUCTION

### 1. EXPANSION SLOTS

To dissipate heat and prevent warping

### 2. CONSTRUCTION GRADE CARBIDE TIPS

Retain their edge

### 3. FULLY HARDENED PLATE

### 4. ALTERNATE TOP BEVEL TOOTH GRIND (ATB)

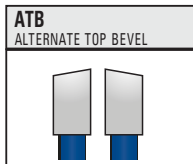
For cross cutting and ripping in all woods

### 5. CORROSION RESISTANT COATING

For longer quality performance



## HAND HELD CONSTRUCTION



Item No.	Product Description	Category	Category	Diameter	Tooth Count	Arbor/Bore	Reductions	Kerf Thickness	Tooth Config.	LP Ex VAT \$ / Item	RRP Inc VAT \$ / Item	DISC. CODE
1897086	125mm/16T	Handheld	Corded	125	16	20	16	2.5	ATB	16.74	20.09	
1897087	130mm/20T	Handheld	Corded	130	20	20	16	2.5	ATB	17.54	21.05	
1897088	140mm/20T	Handheld	Corded	140	20	20	16	2.5	ATB	18.72	22.46	
1897089	150mm/18T	Handheld	Corded	150	18	20	16	2.5	ATB	17.85	21.42	
1897090	150mm/30T	Handheld	Corded	150	30	20	16	2.5	ATB	21.57	25.88	
1897191	160mm/18T	Handheld	Corded	160	18	20	16	2.5	ATB	18.41	22.09	
1897192	160mm/30T	Handheld	Corded	160	30	20	16	2.5	ATB	21.59	25.91	
1907698	160mm/24T	Handheld	Corded	160	24	30	20,16	2.5	ATB	20.80	24.96	
1897193	165mm/18T	Handheld	Corded	165	18	30	20,16	2.5	ATB	19.55	23.46	
1897194	165mm/30T	Handheld	Corded	165	30	30	20,16	2.5	ATB	24.58	29.50	
1897195	180mm/24T	Handheld	Corded	180	24	30	20,16	2.5	ATB	21.03	25.24	
1897196	180mm/36T	Handheld	Corded	180	36	30	20,16	2.5	ATB	26.80	32.16	
1907699	184mm/24T	Handheld	Corded	184	24	16	NO	2.5	ATB	19.11	22.93	
1897197	184mm/24T	Handheld	Corded	184	24	30	20,16	2.5	ATB	21.04	25.25	
1897198	184mm/40T	Handheld	Corded	184	40	30	20,16	2.5	ATB	30.41	36.49	
1897199	190mm/24T	Handheld	Corded	190	24	30	20,16	2.5	ATB	22.34	26.81	
1897200	190mm/40T	Handheld	Corded	190	40	30	20,16	2.5	ATB	33.36	40.03	
1897201	200mm/24T	Handheld	Corded	200	24	30	20,16	2.5	ATB	23.05	27.66	
1897202	200mm/40T	Handheld	Corded	200	40	30	20,16	2.5	ATB	34.55	41.46	
1897203	210mm/20T	Handheld	Corded	210	20	30	20,16	2.5	ATB	23.62	28.34	
1897204	210mm/40T	Handheld	Corded	210	40	30	20,16	2.5	ATB	35.95	43.14	
1897205	230mm/24T	Handheld	Corded	230	24	30	20,16	2.8	ATB	31.17	37.40	
1897206	230mm/40T	Handheld	Corded	230	40	30	20,16	2.8	ATB	42.10	50.52	
1897207	235mm/20T	Handheld	Corded	235	20	30	20,16	2.8	ATB	30.59	36.71	
1897208	235mm/40T	Handheld	Corded	235	40	30	20,16	2.8	ATB	42.53	51.04	

PTA B

## HAND HELD NON-FERROUS METAL

### 1. EXPANSION SLOTS


Help keep the blade flat

### 2. TRIPLE CHIP GROUND TOOTH (TCG)

For excellent finish of the cut

### 3. SPECIALLY DESIGNED

For cutting all types of non-ferrous metals such as aluminium, copper, lead and plastics



## NON-FERROUS METAL

Item No.	Product Description	Category	Category	Diameter	Tooth Count	Arbor/Bore	Reductions	Kerf Thickness	Tooth Config.	LP Ex VAT £ / Item	RRP Inc VAT £ / Item	DISC CODE
1907772	Aluminium 160 x 56 x 20	Speciality	Speciality	160	56	20	16	2.5	TCG	40.35	48.42	IPTA B
1907773	Aluminium 184 x 48 x 30	Speciality	Speciality	184	48	30	25/20/16	2.5	TCG	36.53	43.84	
1907774	Aluminium 200 x 60 x 30	Speciality	Speciality	200	60	30	NO	2.5	TCG	50.60	60.72	
1907775	Aluminium 210 x 60 x 30	Speciality	Speciality	210	60	30	NO	2.5	TCG	51.76	62.11	
1907777	Aluminium 216 x 60 x 30	Speciality	Speciality	216	60	30	NO	2.5	TCG	52.15	62.58	
1907778	Aluminium 250 x 80 x 30	Speciality	Speciality	250	80	30	20/16	2.5	TCG	59.00	70.80	
1907779	Aluminium 250 x 100 x 30	Speciality	Speciality	250	100	30	20/16	2.5	TCG	67.88	81.46	
1907781	Aluminium 300 x 96 x 30	Speciality	Speciality	300	96	30	1-1/8"/20 /16	2.5	TCG	118.95	142.74	
1907782	Aluminium 350 x 84 x 30	Speciality	Speciality	350	84	30	NO	2.5	TCG	121.85	146.22	

